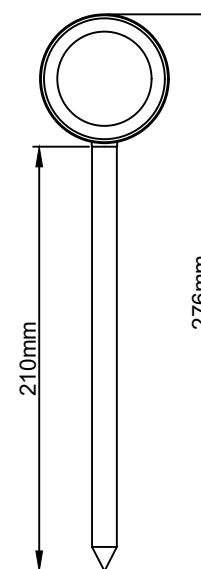
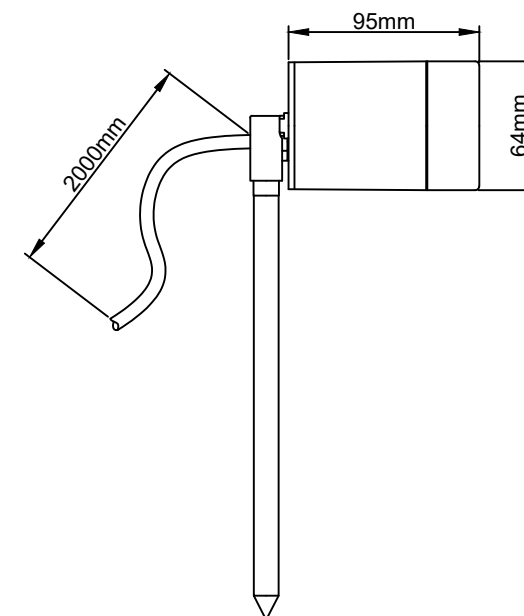
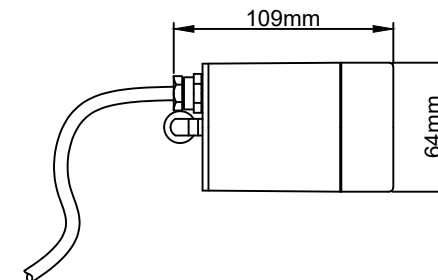


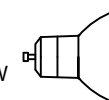


Available finish:- Black



Lamp Details

Lamp Cap: GU10
Max Wattage: 35W



Suitable for Retrofit LED Lamps

KSR Lighting Aftersales: 023 92 674343

E-mail: aftersales@ksrlighting.com



Read these instructions before commencing installation. Please give these instructions to the owner/occupier after installation to retain for future reference/maintenance.

IP65 240VAC~50Hz 35W Max.

These fittings are Class I and must be Earthed

Important Information

It is recommended that these luminaires are installed and fitted by a qualified electrician ensuring the installation complies with current IEE wiring regulations & local building control. These products are designed for connection to a 240V~50Hz supply.

Any faulty, broken or damaged luminaires should be replaced immediately.

KSR will not accept responsibility for any claims arising from a poor installation.

Please Note: The limited warranty shall be deemed null and void in the following circumstances: Failure by the installer, end user or any third party to exercise caution to protect any covered product or part from outside damage, adverse temperature (normal operating ambient temperature -20 ~ +40°C), humidity conditions, fluctuations in the electrical system or physical abuse as well as failure related to workmanship in the installation of the products or parts.

General Maintenance

These products are suitable for external use, general maintenance and cleaning should be performed at least quarterly. Clean product outer using a damp cloth, do not use abrasive cleaners as this may damage the finish. After any maintenance, remember to check all seals are intact. Always switch off mains supply before servicing.

Do not use Megger or similar high voltage instruments. Due to the fact this luminaire contains electronic components that maybe damaged by high test voltages, they must be disconnected from the circuit before testing.

To prevent damage to the driver, do not mix with conventional magnetic ballasts on the same electrical circuit.

At the end of life the luminaire is classed as WEEE under directive 2014/30/EU and should be disposed of in accordance with local legislation.

Installation Procedure

Ensure mains supply is turned off. Connect to the mains supply using a suitable waterproof connector. Please note the pre-wired cable is not suitable for burying in the ground. Unscrew the lamp cap (anti-clockwise) fit lamp (maximum 35W) if using GU10 LED lamps please check with the manufacturer that they are suitable for use in enclosed luminaires. Re-fit lamp cap ensuring that the seal is in place. Turn on mains supply and test luminaire.