





Read these instructions before commencing installation & retain them for future reference.

IP55   8W 240VAC ~ 50Hz

These fittings are Class I and must be Earthed

Important Information

It is recommended that luminaires are installed and fitted by a qualified electrician ensuring the installation complies with current IEE wiring regulations & local building control. These products are designed for connection to a 240V 50Hz supply. Any broken or damaged parts should be replaced as soon as possible. KSR will not accept responsibility for any claims arising from a poor installation.

General Maintenance

General maintenance and cleaning should be performed at least every 3 months. Clean product with a suitable cleaner never use abrasive products. After any maintenance or lamp replacement grease grub screws, nuts & bolts with a suitable waterproof repellent to ensure trouble free operation in the future.

Mounting Preparation

Familiarize yourself with the wall light fixture, loosen the grub screw that secures the main fitting to the mounting plate.

Offer the base plate up to a suitable surface and mark the fixing points.

Once drilled, dress the mains supply cable through the grommet and secure to the wall.

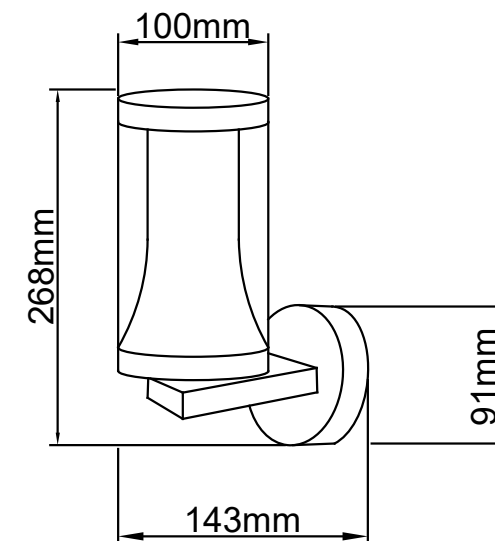
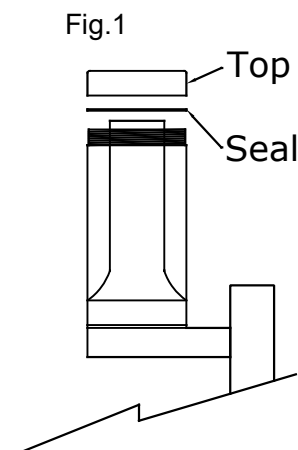
Terminate the mains supply into the terminal block, following the markings on the fitting.

Ensure the main gasket is seated correctly on the base plate and place the fitting onto it, grease and tighten the grub screw.

Ensure the seals are seated correctly on the product and the top of the lid is not loose and securely tightened.

Turn on the power and test the luminaire.

Please Note: Due to various conditions when installing and locations you may find that condensation can build up inside the clear diffuser due to the high IP rating. This does not effect the luminaire but if this occurs you can remove the very top of the bollard by unscrewing anti-clockwise (Fig1). Carefully retain the rubber seal and once the condensation has dispersed refit the top ensuring the seal is fitted correctly, do not over tighten.



Lamp Details

8W LED Module

Lumens: 480

CRI: Ra>82

Colour: 3000K Warm White

The light source of this luminaire is not replaceable; when the light source reaches its end of life the whole luminaire shall be replaced



KSR Lighting Aftersales: 023 92 674343

E-mail: info@ksr-lighting.co.uk