



Available finish:- Black

**Read these instructions before commencing installation & retain them for future reference.**

**IP44** **CE** **0.5m** **240V 2x 35W**

**These fittings are Class I and must be Earthed**

### Important Information

It is recommended that luminaires are installed and fitted by a qualified electrician ensuring the installation complies with current IEE wiring regulations & local building control. These products are designed for connection to a 240V 50Hz supply. Any broken or damaged parts should be replaced as soon as possible. KSR will not accept responsibility for any claims arising from a poor installation.

### Important User Advice

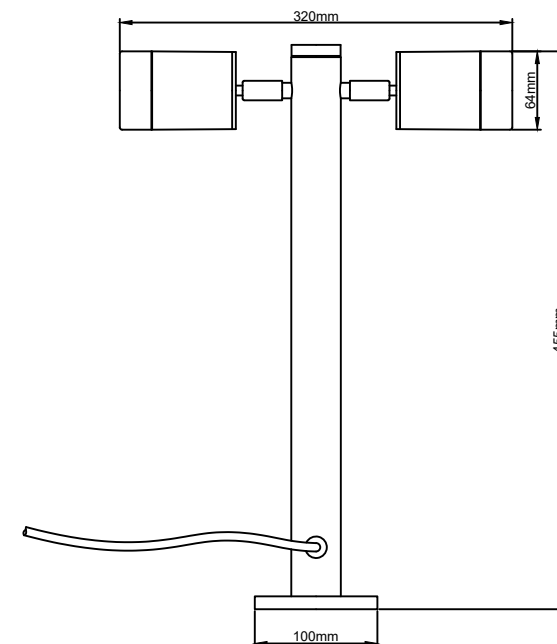
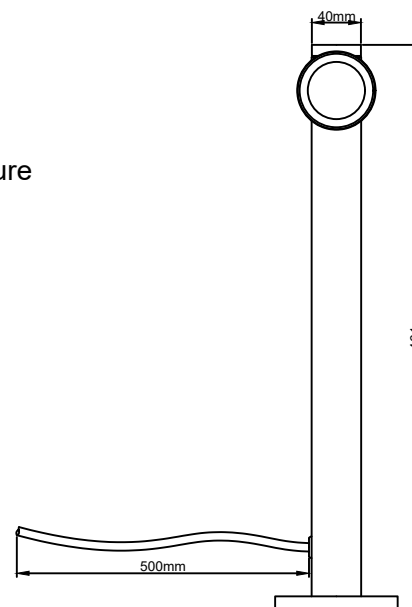
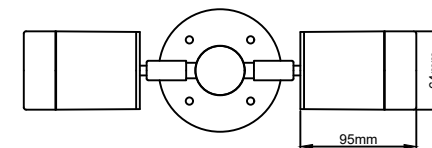
Always switch off mains supply before servicing, fitting or replacing lamps. Always check the lamp is correct for the application, including its voltage and wattage. Ensure the lamp is correctly located in the lampholder. Not recommended for high saline areas.

### General Maintenance

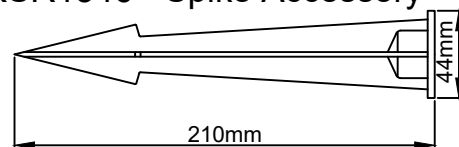
General maintenance and cleaning should be performed at least quarterly. Clean product outer using a damp cloth, dried and buffed to a shine. After any maintenance or lamp replacement, remember to check all seals are intact and grease all removable parts.

### Installation Procedure

Ensure mains supply is turned off. Connect to the mains supply using a suitable waterproof connector. Fix base using suitable fixings. Please note the pre-wired cable is not suitable for burying in the ground. Unscrew the lamp caps (anti-clockwise) fit lamps (maximum 35W) if using GU10 LED lamps please check with the manufacturer that they are suitable for use in enclosed luminaires. Re-fit lamp caps ensuring that the seal is in place. Turn on mains supply and test luminaire. If using the KSR1346 spike accessory (sold separately) remove the base cap by unscrewing and removing screws attaching the base to the cap, attach the spike accessory using fixing bolt supplied with the spike.

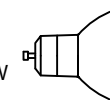


**KSR1346 - Spike Accessory**



### Lamp Details

Lamp Cap: GU10  
Max Wattage: 35W



Suitable for Retrofit LED Lamps

KSR Lighting Aftersales: 023 92 674343  
E-mail: [aftersales@ksrlighting.com](mailto:aftersales@ksrlighting.com)