

**Read these instructions before commencing installation & retain them for future reference.**

**IP20**     **240V 30W**

### Important Information

It is recommended that the track system is installed and fitted by a qualified electrician ensuring the installation complies to current IEE wiring regulations & local building control. These products are designed for use with the Escala Pro single circuit track system only. Any damaged parts should be replaced as soon as possible. KSR will not accept responsibility for any claims arising from a sub-standard installation.

### Important User Advice

Always switch off mains supply before installing or servicing.  
This product is designed to be used indoors only.

### Installation Procedure

Familiarize yourself with the way the luminaire attaches to the track and ensuring the correct polarity. KSR recommend to insert the luminaire into track with the locking tab opposite the Live side (shown by the line on the track) then turn the luminaire clockwise until the locking tab locks into the track, never force the luminaire see Fig.1. Visual confirmation that the luminaire is located correctly is that the arrows on the locking tab should point towards the Live side of the track (shown by the line on the track) see Fig.2. Make sure the locking tab is located in the locked position.

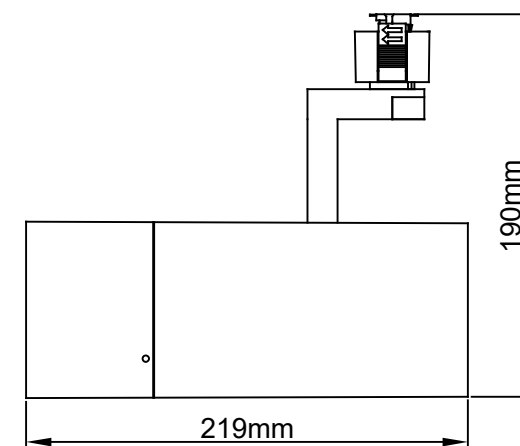
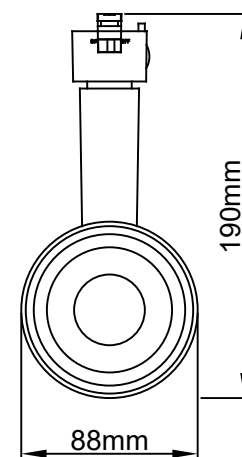
Please observe the minimum safe distance from the nearest illuminated surface when setting the beam direction.

Adjust beam aim by turning and tilting head of luminaire.

Turn on the mains supply and ensure the luminaire is working correctly.

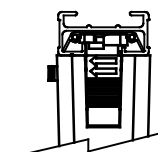
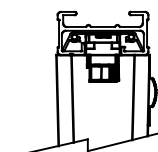
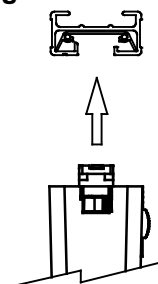
Rotate the front face of the luminaire between 15° and 36° as required for the application.

Available Finishes: White or Black



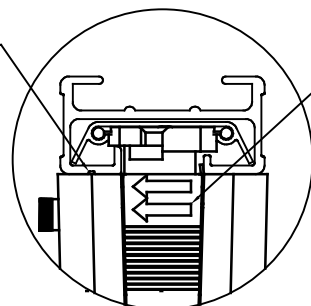
**KSR6562**

**Fig. 1**



**Fig. 2**

Live Line



Locking Tab Arrows  
to point to Live side

### Luminaire Details

Product Type	Wattage	Dimmable	CCT	CRI	Lumen output per beam angle		
					● FL - 36°	● NFL - 24°	● SP - 15°
KSR6562	30W	Yes	3000K	Ra > 92	2109lm	1998lm	1486lm



Product Information

KSR Lighting Aftersales: 023 92 674343

E-mail: aftersales@ksrlighting.com