

Read these instructions before commencing installation. Please give these instructions to the owner/occupier after installation to retain for future reference/maintenance.

IP20     240VAC~50Hz 35W Max

These fittings are Class I and must be Earthed

Important Information

It is recommended that these luminaires are installed and fitted by a qualified electrician ensuring the installation complies with current IEE wiring regulations & local building control. These products are designed for connection to a 240V~50Hz supply.  
Any faulty, broken or damaged luminaires should be replaced immediately.  
KSR will not accept responsibility for any claims arising from a poor installation.  
Please Note: The limited warranty shall be deemed null and void in the following circumstances:  
Failure by the installer, end user or any third party to exercise caution to protect any covered product or part from outside damage, adverse temperature, humidity conditions, fluctuations in the electrical system or physical abuse as well as failure related to workmanship in the installation of the products or parts.

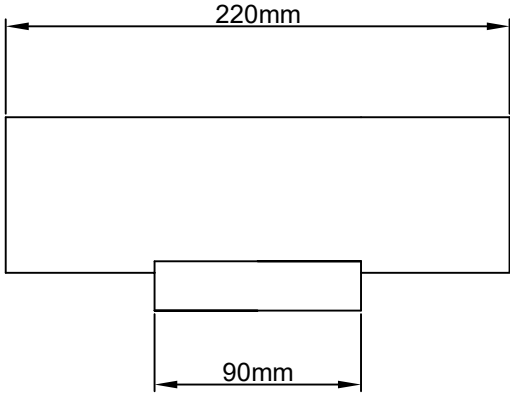
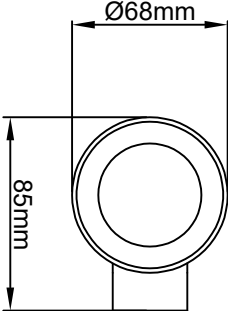
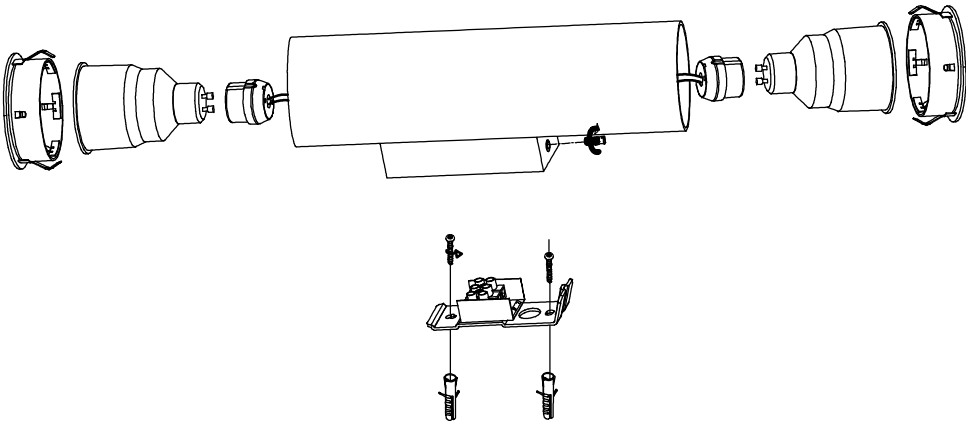
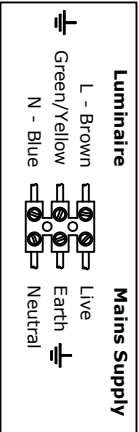
Important User Advice

Always switch off mains supply before servicing.  
At the end of life the luminaire is classed as WEEE under directive 2014/30/EU and should be disposed of in accordance with local legislation.

Installation Details

Remove the retaining grub screws from the bottom of the wall light back box holding the back plate to the fitting.  
Mark the wall for the fixing points, ensure the bracket is fixed so the retaining grub screw is at the bottom once installed.  
Secure the back plate to a suitable surface, dressing supply cable to ensure it is not snagged on any part of the bracket.  
Connect the mains supply to the terminal block following the marking on the base and/or the guide in Fig 1 as below.  
Place the fitting back on to the base plate and secure with the grub screw.  
Install lamps, turn on the power and test.

Fig. 1



Lamp Details
Lamp Cap: GU10 Max Wattage: 2x35w
KSR Lighting recommend only branded lamps For example: KSR, SYLVANIA, GE, Philips or Osram

KSR Lighting After-sales: 023 92 674343  
E-mail: [aftersales@ksrlighting.com](mailto:aftersales@ksrlighting.com)

